

Firefox Preferences for use in DET Network

Firefox is a freely available web browser.

It can often be used to access features in web pages which have been designed for use exclusively with *Internet Explorer* in a *Windows* environment.

However, *Firefox* holds its own preferences for things such as default Home page, and proxy servers, rather than referring to those preferences that are set by the *Mac OS X* operating system.

These settings are stored for each *user*, rather than for the computer.

Before *Firefox* can be used as a web browser these settings need to be configured by *each user*.

This document describes how to setup these preferences.

Note: If you are already using Mozilla for intranet web publishing, and you have configured Mozilla's browsing preferences, it is likely that Firefox will automatically discover the correct preferences.

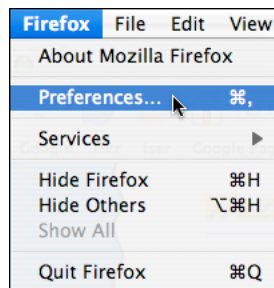
1. Download the latest version of *FireFox* from www.mozilla.org.

2. Start *FireFox*.



3. You will see the main *FireFox* browser window, though no web site will be displayed, because the proxy server is not setup correctly.

4. Choose **Preferences** from the **FireFox** menu

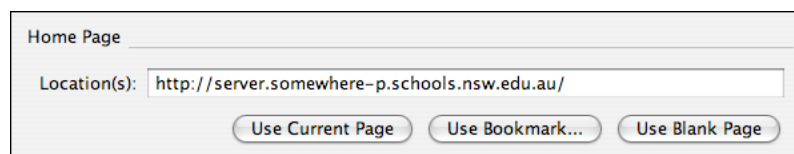


5. We need to change two settings:

- the default home page;
- the proxy server address

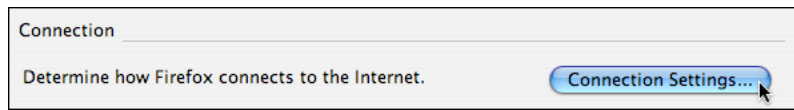
5.1. Change the Default Home page

In the main **General** preferences pane enter the address of your preferred default home page (likely to be your Intranet address)



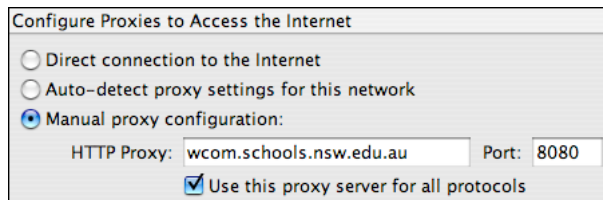
5.2. Set the DET Proxy Server Address

5.2.1. At the bottom of the **General** window, click on **Connection Settings**.

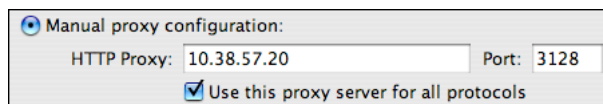


5.2.2. You have a number of options available here:
(Check with your school techos as to which proxy setting is used in your school).

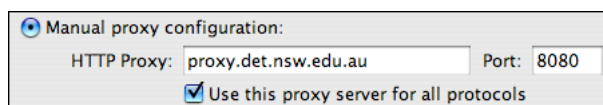
a) Generic DET Proxy:



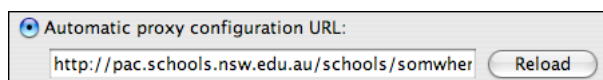
b) Local Proxy Server:



c) New DET Generic Proxy (for secure internet):



d) Automatic Proxy Configuration file:



Click on the **OK** button.

5.3. Restart *Firefox*.

You should see your default Home page.



5.4. Important: Enter an address on the **Internet** to check that your proxy server settings are correctly configured.